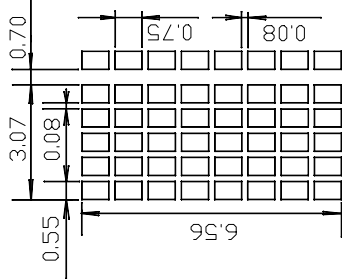
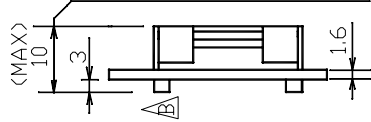
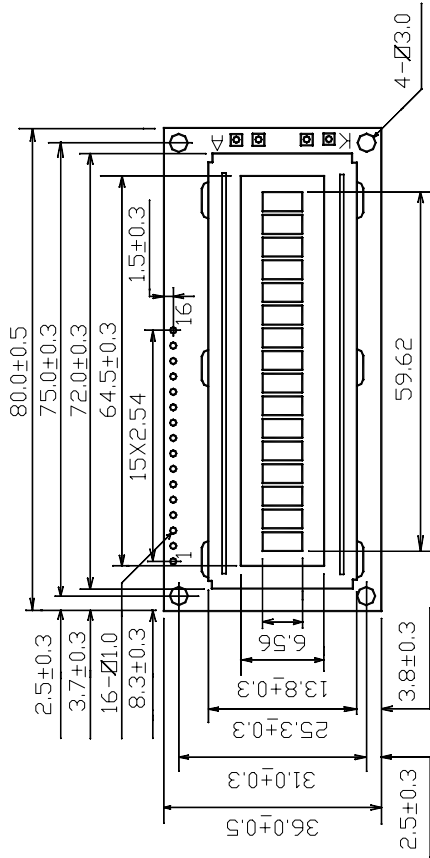


| ISSUE | MODIFY DESCRIPTION | DATE |
|-------|--------------------|---------|
| B | SEE A | 04-6-23 |
| | | |
| | | |
| | | |

MAX:15.0mm FOR LED BACKLIGHT



NOTE:

BIAS:1/5 DUTY:1/16

| | | | | | | | |
|-----|-----|----|----|-----|---|-----|-----|
| 1 | 2 | 3 | 4 | 5 | 6 | 7 | 8 |
| GND | VDD | V5 | RS | R/W | E | DB0 | DB1 |

| | | | | | | | |
|-----|-----|-----|-----|-----|-----|----|----|
| 9 | 10 | 11 | 12 | 13 | 14 | 15 | 16 |
| DB2 | DB3 | DB4 | DB5 | DB6 | DB7 | A | K |

GEI LCD

| | | | |
|---------------------------------------|---------------------|--------|---------------|
| TITLE: | MODULE DRAWING | | |
| ITEM NO. | M0014 | | |
| PROJECT NO. | JM161A | | |
| DESCRIPTION: | JM1* | | |
| TOLERANCE UNLESS OTHERWISE SPECIFIED: | X.X=0.3 X.XX=0.1 | | |
| THIRD ANGLE PROJECTION | | | |
| NAME | SIGN | DATE | |
| DRAWN | MXR | | |
| CHECKED | JH | | |
| APPROVED | WZC | | |
| REV: B | UNIT:mm | SCALE: | SHEET: 1 OF 1 |

Figure 1: Module Specification